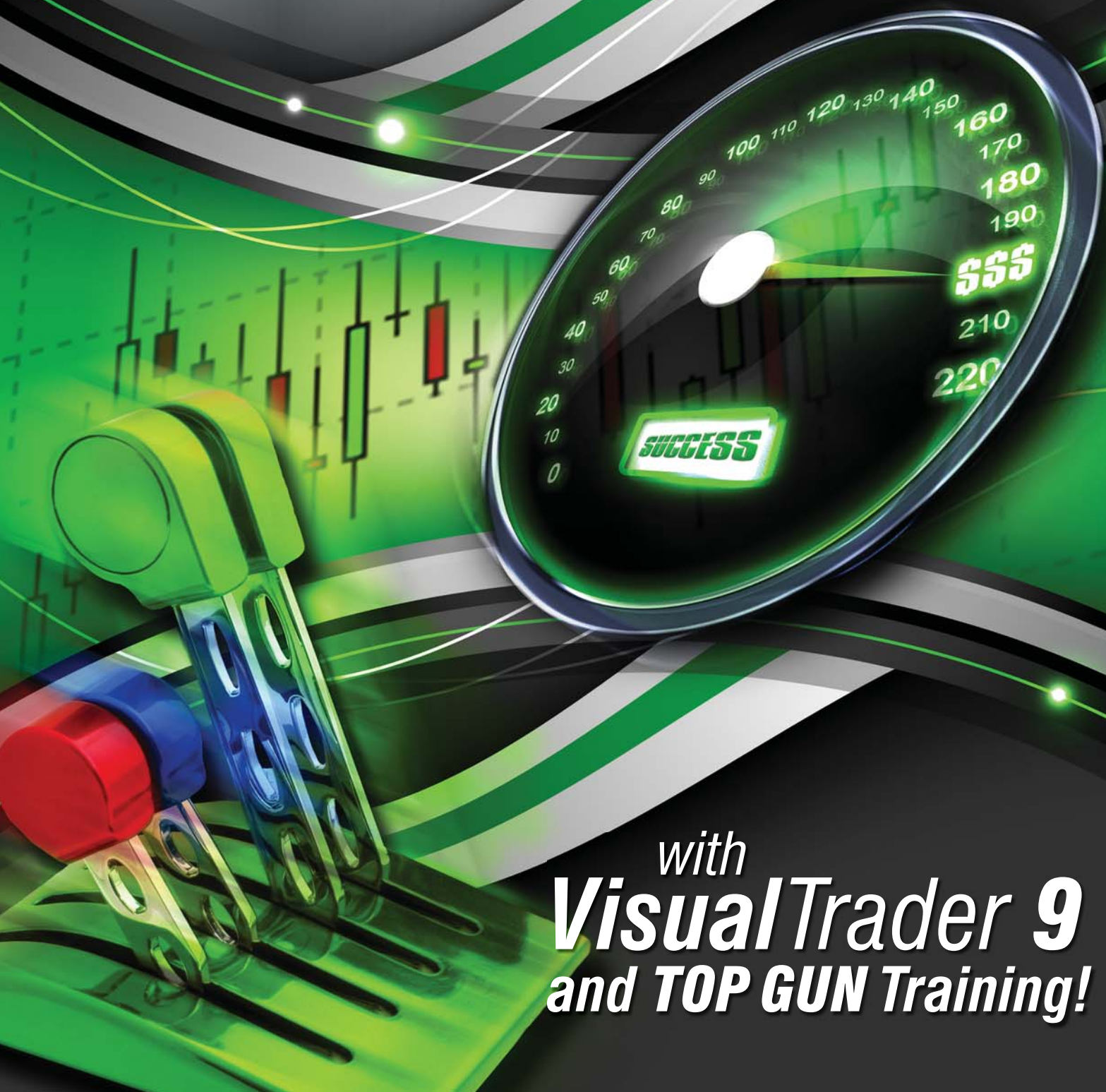


Introducing
**FULL-THROTTLE
TRADING**



with
VisualTrader 9
and **TOP GUN Training!**

Get Ready for **FULL-THROTTLE Trading!**



We call them *game changers*—technology that fundamentally changes the way we work, play, and go about our daily lives.

Early in the 20th century, the automobile and airplane were game changers in transportation. In the last ten years, no invention has made travel easier and safer for more people than GPS.

Before GPS was available in airplanes, navigation consisted of a fairly inaccurate and time-consuming process of map reading and triangulating. Now, an intuitive electronic map tells you where you are, which direction to go, and how long it will take to get to your destination.

As CEO of Nirvana Systems, my goal has always been to provide game-changing technology for our customers. I want to provide a decisive advantage so you can WIN as you engage the playing field against the institutions and professional traders.

The **Trade Throttle** is, without question, the most exciting innovation we have ever created. There is nothing like seeing the VisualTrader Map go green, pushing the throttle to the firewall and engaging the market with the most bullish symbols in the List. I've been using the Trade Throttle with our core test group and everyone agrees, this is the most powerful trading software they have ever seen. Read all about it on page 4.

The second game changer is **Basket Trader**. Group Rotations happen frequently, and they can be extremely profitable to trade—especially if you diversify by trading multiple symbols in the group together.

When you see the symbols in a group suddenly move into a Group Rotation, you can quickly set up a basket trade on the group. And when you see the whole market suddenly get strong, it's time for a Throttle Trade.

The Trade Throttle and Basket Trader can be used for End-of-Day and Real Time trading, and both work great in the VisualTrader Simulator. You can practice over months of data and SEE for YOURSELF the profit potential of these awesome new features.

We recently added Non-Time Based Charts to OmniTrader 2012, and had planned on also adding them to VisualTrader. And when we did, we couldn't believe the difference it made in the Transforms!

When Transforms are based on Non-Time Based Charts (and especially Renko and 3-Line Break Charts), the resulting Map is better defined, making it much easier to get on the right side of the market and profit!

If you ever tried a prior version of VisualTrader, you simply MUST see the difference this new analysis method has made in VisualTrader 9. NTB Transforms have leveraged every aspect of VisualTrader, transforming it into a profit-making dynamo.

VisualTrader 9 is a Game Changer. The combination of these innovations—Trade Throttle, Basket Trader, and NTB Transforms, come together to create the Full-Throttle Trading experience. Whether trading End-of-Day or in Real Time, I believe this new version of VisualTrader is destined to change the lives—and fortunes—of thousands of our users.

I have learned a great deal about how to make money with VisualTrader 9, and am ready to share this knowledge with you in my personal *Top Gun Training* seminar (see page 12).

We have purposely kept this upgrade priced low so every VisualTrader owner can try it. You are going to quickly see why we call VisualTrader 9 *the Game Changer*.

Sincerely,



Ed Downs
CEO and Founder
Nirvana Systems, Inc.



ENGAGE the MARKET and WIN!



Fasten Your Selt Belt

Prepare to experience the most exciting, fun, and profitable way to engage the market ever invented—the Trade Throttle in VisualTrader 9!

VisualTrader is the only software that shows strength in all 3 dimensions of the market—Groups, Symbols, and the Market itself. With the Trade Throttle, you can instantly enter a diversified trade, in the direction of the market, WHEN the market is moving. And, because it uses Signals and Patterns to find candidates, you are entering the STRONGEST stocks in the move! See the Throttle in action on page 4.

The Group Rotation Power Tool

VisualTrader 9 comes with another Power Tool—Basket Trader—making Group Rotation MUCH easier to engage. Just target a Group and Basket Trader enables you to allocate buying power and select symbols to trade in a matter of seconds. You can also manage the trade as a group.

Basket and Throttle are very effective tools for both Real Time AND End-of-Day traders. And you can accelerate your learning in the VisualTrader Simulator.

PLUS – Additional Improvements

Additional features have been added that dramatically improved VisualTrader's effectiveness and profitability.

In the same way that Non-Time Based Charts enhanced OmniTrader 2012, they have made VisualTrader a better trading machine and improved its profitability through NTB Transforms! Read about this powerful new feature on page 10.

Fasten your seat belt and prepare to engage the markets like never before—with *Full-Throttle Trading* in the ALL NEW VisualTrader 9!

90 minutes later...

Symbol	Quant	Entry Price	Last Price	Current P/L
HUM	60	88.49	89.78	\$76.80
UFS	60	83.64	84.13	\$28.80
AAP	70	70.44	70.86	\$28.70
ASH	80	58.62	59.22	\$47.20
COH	80	61.19	61.86	\$52.80
CRS	100	52.56	53.59	\$102.00
GPI	100	49.48	49.43	(\$6.00)
CVLT	120	42.81	43.07	\$30.00
HD	120	42.32	42.73	\$48.00
LTD	130	39.51	39.59	\$9.10
KMX	160	30.72	30.74	\$1.60
MSFT	180	27.08	27.2	\$19.80
LOW	190	25.91	26.19	\$51.30
CDE	200	25.53	25.64	\$20.00
UNM	230	21.41	21.51	\$20.70
STX	300	16.45	16.72	\$78.00
EXK	490	10.16	10.24	\$34.30
JNS	760	6.6	6.74	\$98.80

S&P up 0.46% Throttle Trade up 1.4%



THE Trade Throttle

THE ANATOMY OF A THROTTLE TRADE

Leading Indicator

The Trade Throttle leverages the resources of VisualTrader 9 to help you engage the markets.

On Friday, January 5 at 10:15am CDT, the U.S. Stock Market suddenly broke out of the opening range. The conviction of the move was confirmed by the fact that the **Leading Indicator** was solid green with a large Arc. Time for a Throttle Trade!



The Trade Throttle interface is similar to an aircraft flight quadrant. The left slider (above) sets the Long/Short ratio, the middle slider specifies buying power (leverage) and the right slider (choke) is used to set Stop percentages.

Start Your Profit Engines!

We want to get into the market quickly with diversified positions by buying stocks that are prequalified with Signals and Patterns in the direction of the move.

Normally, we would begin looking through our list and taking individual positions in the direction of movement. But that takes time. **WE WANT TO GET IN FRONT OF THIS MARKET NOW.**

Using the Throttle, we set direction to Long, and desired Buying Power for the Trade to 80%. Then we hit Enter Trades. The Throttle instantly shows the list of prequalified candidates according to the sort order of the list. We can then review the charts and **uncheck** any we do not want to trade.

Each trade is individually managed with a Trade Plan. You can also actively manage your stops using the third “slider” called the Choke Control. If any chart loses profit by a given amount, the Throttle will close them. This way, you lock in profits and let your winners continue to run.

Level the Playing Field

Now, you have the same level of transaction power the Wall Street firms have. **INSTANTLY AND EASILY ENGAGE** the market when the time is right, and monitor your profits to exit at the right time.

The new **Trading Simulator** makes it easy to practice with this powerful new tool—see page 9.

Review Candidates

Trade	D	Qty	Symbol	Group	Last	Net
<input checked="" type="checkbox"/>	Buy	140	AFG	Prop Insure	36.74	\$5,144.30
<input checked="" type="checkbox"/>	Buy	60	APC	Natural Gas	80.06	\$4,803.60
<input checked="" type="checkbox"/>	Buy	120	AU	Gold	43.41	\$5,209.20
<input checked="" type="checkbox"/>	Buy	120	DDS	Dept Stores	43.35	\$5,202.00
<input checked="" type="checkbox"/>	Buy	210	DFS	Credit Svcs	24.12	\$5,065.20
<input checked="" type="checkbox"/>	Buy	170	DOW	Chemicals	29.8	\$5,066.14
<input checked="" type="checkbox"/>	Buy	230	EMC	Data Storage	21.84	\$5,022.90
<input checked="" type="checkbox"/>	Buy	100	JWN	Apparel	49.91	\$4,991.00
<input checked="" type="checkbox"/>	Buy	10	MA	Credit Cards	355	\$3,550.00
<input checked="" type="checkbox"/>	Buy	270	MDC	Res Constr	18.37	\$4,959.90
<input checked="" type="checkbox"/>	Buy	240	OFC	REIT - Office	21.11	\$5,066.40
<input checked="" type="checkbox"/>	Buy	190	ORCL	Software	26.3	\$4,997.00
<input checked="" type="checkbox"/>	Buy	110	SCG	Utilities - Div	44	\$4,839.46
<input checked="" type="checkbox"/>	Buy	130	SFG	Health Ins	37.43	\$4,865.90

Required BP: \$78,512.40 (78.51%)
 Avail. Longs: 45; Avail. Shorts: 8. Used BP: 0 %.

Click Submit

In this trade, we made 3.6% in 2 hours.

Throttle Profit

Symbol	D	Shares	Gain %	Prices	Gain \$
AFG	L	140	0.7%		\$37.80
APC	L	60	0.9%		\$42.00
AU	L	120	1.1%		\$58.80
DFS	L	210	1.7%		\$88.20
DOW	L	170	1.2%		\$62.90
EMC	L	230	0.9%		\$43.70
JWN	L	100	1.5%		\$77.00
MDC	L	270	4.5%		\$224.10
OFC	L	240	0.3%		\$14.40
ORCL	L	190	1.8%		\$31.20
SCG	L	110	0.0%		\$2.20
SFG	L	130	2.3%		\$110.50
SHOO	L	140	1.2%		\$56.00
Total		2110	18.2%		\$308.80

Throttle trades can last minutes or hours. It can ALSO be used for End-of-Day Trading—see page 10 for details!

Harness the Power of Group Rotation

The screenshot displays the VisualTrader 9.0 interface. On the left, a 'My Symbols' list shows 'Ag Chemicals' at the top, with a callout 'Top of List' pointing to it. Below this is a 3D bar chart of industry groups, with 'Ag Chemicals' highlighted and a callout 'Stocks in Group' pointing to it. A 'Trade Basket - Ag Chemicals' window is open, showing a 'LONG' trade plan and an allocation method of '% of Buying Power per Basket' set to 10. The basket contains the following stocks:

Trade	Qty	Symbol	Name	Last	Net
<input checked="" type="checkbox"/>	50	AGU	AGRIUM INC	71.12	\$3,556.00
<input checked="" type="checkbox"/>	20	CF	CF INDUSTRIES HOLDINGS	153.81	\$3,076.20
<input checked="" type="checkbox"/>	140	IPI	INTREPID POTASH INC	23.39	\$3,274.60
<input checked="" type="checkbox"/>	50	MON	MONSANTO CO	71.94	\$3,597.00
<input checked="" type="checkbox"/>	60	MOS	THE MOSAIC CO	52.59	\$3,155.40
<input checked="" type="checkbox"/>	80	POT	POTASH CORP SASKATCHEWAN	43.73	\$3,498.40

The 'Required BP' is \$157,600 (10.08%). The interface also shows a 'Watch' list with 'Healthcare SPY' and a 'Charts' panel.

On December 30, 2011 Agricultural Chemicals went to the top of our List with a strong Buy Signal, so we decided to buy the stocks in the group using Basket Trader.

Add Profits to Your Account with Group Rotation

Whether you are trading End-of-Day or during the session, there is nothing like the power of a group move to add profits to your account. This is a core concept in VisualTrader, and in fact the program was very much built to help traders take advantage of this incredibly profitable market phenomenon.

What is "Group Rotation"? Back when we first came up with the VisualTrader concept, we noticed that on certain days and at certain times within the trading day, an industry group would suddenly "take off" due to buying and selling by professionals.

Perhaps there is fundamental news in the market, like an oil shortage (benefitting oil companies) or a surge in health care stocks driven by an earnings report.

Whatever the individual reason, stocks in specific Industry Groups DO often move together, indicating that the group is "in play".

In the example above, the Agricultural Chemical group was at the top of our Long Candidate List in VisualTrader, with several stocks showing Buy Signals. After reviewing the charts, we decided to trade the group as a Basket Trade.



Basket Trader Makes It Easy!



This Group Rotation led to a 6.5% gain in just 7 days. One of our trades (POT) was stopped out for a small loss, but because we were diversified, our chances of making money on the overall trade were much higher.

Buy or Sell an Entire Industry Group in Seconds!

To enter our Basket Trade, we simply click on the group and select Trade Basket. The interface will pop up, listing the symbols in the group.

We can easily review each potential trade and uncheck those we do not want to take. We can also specify allocation for the Basket as a whole or for each individual Symbol. In this case, we decided to trade 10% of our Buying Power on the basket.

Above is a look at our Basket Trade in progress. Diversification is one of the primary benefits of trading baskets; you are protected by engaging more than one symbol in the group. In this basket trade, one of our charts (POT) was stopped out, but the remaining charts were up substantially by Friday, January 13.

This new VisualTrader Power Tool makes it easier than ever before to trade and manage baskets of symbols based on groups. You can have multiple Basket Trades active, and can manage each

Basket as a whole or adjust Stops on individual charts as the need arises.

Learn How to Use ALL the VisualTrader 9 Power Tools!

VisualTrader 9 comes with three game changers—The Trade Throttle, Basket Trader, and NTB Transforms. Learn how to use all of them in our exclusive **TOP GUN Training!** (See page 12)



VisualTrader 9

VisualTrader 9 brings it all together to help you Engage the Market and WIN.

The List

Using Trading Signals, Chart Patterns and the latest Non-Time Based Transforms, it's easier than ever before to identify and trade the most powerful group rotations, and the biggest market moves.

NEW Charts & Transforms

We've added Non-Time Based charts to VisualTrader 9. You can apply Transforms to Non-Time Based Charts for the clearest possible assessment of current trend direction.

NEW Basket Trader

Now when a Group shows Strength, Signals, and Patterns, you can trade it as a basket.

Trade	Qty	Symbol	Name	Last	Net
<input checked="" type="checkbox"/>	50	AGU	AGRIUM INC	71.12	\$3,556.00
<input checked="" type="checkbox"/>	20	CF	CF INDUSTRIES HOLDINGS	153.81	\$3,076.20
<input checked="" type="checkbox"/>	140	IPI	INTREPID POTASH INC	23.39	\$3,274.60
<input checked="" type="checkbox"/>	50	MON	MONSANTO CO	71.94	\$3,597.00
<input checked="" type="checkbox"/>	60	MOS	THE MOSAIC CO	52.59	\$3,155.40
<input checked="" type="checkbox"/>	80	POT	POTASH CORP SASKATCHEWAN	43.73	\$3,498.40


NEW Trade Throttle

When the entire market starts to take-off, you can use the **Trade Throttle** to quickly diversify in the direction of movement. Use it in the Simulator to test VisualTrader through months or years of simulated trading in minutes.

Trade Throttle Settings:

- Tradeplan: (Strategy)
- BP % / Trade: 5
- Choke: 1.9
- Direction: L: 1.0, S: 3.1
- Allow Signal: Chart Pattern (0/0), New (2/2), Forming (5/5)
- Requirements: Trading Signal, Chart Pattern, Group Confirmation > 2

Avail. Longs: 5; Avail. Shorts: 2. Used BP: 74.64 %.



Prior Upgrades

In case you haven't upgraded in a while, here are some of the features added in the prior two versions.

VisualTrader 8

- All Sessions Toggle
- OmniScan Customized for VisualTrader use (map building)
- Dynamic Optimization Strategies
- New List Columns (bid, ask, volume, etc. + statistics)

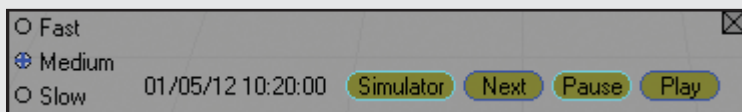
VisualTrader 7

- Multiple Timeframe Confirmation in Strategies
- New Columns in the List show Leading Indicators for each item in the list, in multiple timeframes
- Enhanced Multi-Window Support conveniently supports multiple monitor displays
- Import ETFs or Group Maps from GroupTrader

NEW! Enhanced Trading Simulator

Use ALL the features of VisualTrader 9, including **Basket and Throttle** to engage rapid-fire trading on historical data.

Hone your skills or experiment with new trading concepts. The Trading Simulator will give you the confidence to "pull the trigger" in live trading.



VisualTrader 9 End-of-Day with NTB Transform Analysis



Using the new Non-Time Based Charts in Transforms provides a much clearer view of Trend, Change in Trend and Consensus Signals among the candidates. It's like a whole new program! (Renko Transform example shown)

Dramatically Improved for End-of-Day Trading

After we released Non-Time Based Charts in OmniTrader 2012, we wanted to add them to VisualTrader as soon as possible. VisualTrader 9 has all six NTB Chart Types—Renko, 3-Line Break, Point & Figure, Volume, Range, and Tick Charts.

NTB charts generate clearer and more profitable Signals¹, making prospecting and profiting from

End-of-Day trading with VisualTrader easier than ever before.

The impact these new chart types have had on ANALYSIS is truly profound! Now you can set the List and Map to base the Transform and Leading Indicator on Renko, 3-Line Break or any other NTB Chart type.

NTB Transforms provide a MUCH clearer picture of our Trend and

Changes in Trend Measurements (see above example) because the Measurements are much less subject to minor market fluctuations.

The difference this makes in VisualTrader's effectiveness has to be seen to be appreciated. You can quickly experience all these new tools and features using the VisualTrader Simulator, as described on the following page.

¹ See www.omnitrad.com/ntb/analysis for our special NTB Strategy Test report.

Experience the Power of the Trade Throttle in End-of-Day

The screenshot displays the VisualTrader 9.0 - Nirvana300 SIMULATOR interface. It features several key components:

- My Symbols List:** A table of symbols with columns for 'Below', 'Above', 'B', 'S', 'PD', and 'Last'. A callout box points to this list, stating: "Best Combination of Signals and Patterns Sorted on Strength".
- Trade Throttle Window:** A central window with 'ENTER Trades' and 'EXIT Trades' buttons. It includes 'Tradeplan: (Strategy)', 'BP % / Trade: 5', and 'Exit ALL' options. A callout box points to the 'BP' field, stating: "Throttle to the Firewall!".
- Market Chart:** A candlestick chart for 'SPY - SPDR S&P 500 ETF TR - (3LINE BREAK - DAILY)'. A callout box points to the chart, stating: "Market Turned Up Today".
- Trade Throttle Order List:** A window showing a list of trades with columns for 'Trade', 'D', 'Qty', 'Symbol', 'Group', 'Last', and 'Net'. A callout box points to the 'Submit Orders' button, stating: "Click Submit!".
- Bottom Panel:** Includes 'Patterns' (Off), speed settings (Fast, Medium, Slow), and a 'Submit' button.

The Trade Throttle finds the best prospects in your list with trade size pre-allocated. Just review and Submit!

Full-Throttle Trading: NOT just for Real Time!

When we built the Trade Throttle, we were mostly thinking that traders would Engage the Market with it in Real Time Trading. But after we started using it, we realized how valuable it was for End-of-Day trading as well!

The Trade Throttle automates VisualTrader. If the market is rallying and you want to get Long using the best Signals, confirmed by the best

Patterns, with allocation defined for each individual trade, the Throttle is the perfect tool.

You are always shown a list of candidates before they are submitted. You can review the charts, and "uncheck" those you don't want to trade. Then click SUBMIT.

You can REALLY see the power of these tools in End-of-Day trading using the Simulator. As you go forward day by day in the market, you can decide

if the Leading Indicator is bullish or bearish, and execute Throttle or Basket Trades accordingly. In a matter of minutes, you can test any approach to using VisualTrader and gain the confidence to trade your real account.

Just one session with the Simulator will quickly demonstrate how powerful this program is for End-of-Day Trading. Then learn how to master it in our exclusive *Top Gun Training*. See page 12 for details!

TOP GUN TRAINING

with Ed Downs

The new Power Tools in VisualTrader 9 have the potential to generate *enormous profits* for our users, and we want to make sure you are armed with the knowledge you need to maximize your results.

Fasten Your Seat Belts



Join me, Ed Downs, for our most exciting event in 2012 – *Top Gun Training with VisualTrader 9!*

Full-Throttle Trading is all about helping you get RESULTS in your trading with VisualTrader 9.

This 3-day course will be a comprehensive webinar with the sole agenda of helping you win in both End-of-Day and Real Time trading with this powerful new tool.

FULL-THROTTLE Trading END-OF-DAY

Our first session, *Engage the Market End-of-Day with VisualTrader 9* will be all about using this powerful software for trading after the session closes.

I have been using VisualTrader 9 since our first internal release was available, and I can say from personal experience that this version is the most powerful and profitable VisualTrader we have ever created. Not only that, it's a lot of fun to use.

As I have used the software and spoken with our testers, I have learned how to configure VisualTrader for End-of-Day Trading. I am so impressed with the power of this tool that I am moving to VisualTrader 9 for trading my personal investment accounts, and those who attend my seminar are going to see why.

ENGAGE THE MARKET **1**
END-OF-DAY with VisualTrader 9

Investing with VisualTrader – How the List, Map, and NTB Charts Give You an Advantage

The Best Setups to Identify Powerful Swing Trades

How to Identify Group Rotations using the Resources of VisualTrader 9

Ideal Combinations of Strategies and Patterns for Profitable Prospecting

Like a magnifying glass, VisualTrader 9 focuses all our automation – Signals, Patterns, Transforms, and Group Rotation into a single, white hot focal point. In this webinar, I will give you a clear understanding of this power and show you how to use it for End-of-Day Trading and Investing.

Profitably Engage the Market with VisualTrader 9!

FULL-THROTTLE Trading in REAL TIME

For Real Time Traders, the “Secret Weapon” of VisualTrader 9 is the Trade Throttle. The Throttle focuses all of VisualTrader’s firepower into a single point of action. In the Real Time session, we will learn how to harness this energy to profit from it.

But there is much more to *Full-Throttle Trading* than just using the Throttle. VisualTrader 9 provides outstanding information on individual moves to help you “pick off” the opportunities that present themselves throughout the session.

VisualTrader 9 also shows you when an industry group is taking off – the perfect time for a Basket Trade. And when the market itself moves decisively, it’s usually time to engage the Trade Throttle.

In *Master the Market in Real Time with VisualTrader 9* we will cover how to configure the software for trading the market during the session. Then, we will delve into the 3 key tactics for success:

- How to Identify High Probability Opportunities on Individual Stocks and ETF’s Intraday.
- How to Recognize solid Group Rotations and engage them with Basket Trader.
- How to identify the ideal Throttle Trade, and how to manage it once you click “Enter Trades”.

Once you attend my seminar, you are going to see why I say VisualTrader 9 is the most powerful and easiest tool for engaging the market in Real Time.

After we’ve laid the groundwork on Day 2, we’ll engage the market live on Day 3 (see next page).

I guarantee that *Full-Throttle Trading* will be one of the most exciting, educational, and fun events you have ever attended!



MASTER THE MARKET 2
IN REAL TIME with VisualTrader 9

The Optimal Full-Throttle Trading Configuration

Identifying Special Situations

Group Rotation with Basket Trader

Identifying Ideal Market Setups for Entering a Throttle Trade

Managing Throttle and Basket Trades: How and When to Take Profits





Join Ed for **FULL-THROTTLE TRADING LIVE**

On Days 1 & 2, we will cover the essential knowledge you need to engage the market with VisualTrader 9 in both End-of-Day and Real Time trading. On day 3, we will take what we have learned and engage the market together. Most market days provide at least one or two good Throttle opportunities and multiple good Basket trades. So the odds are good for an exciting session! But our primary goal will be to empower you to take all the tools available in this exciting new platform and WIN in your own trading after the event.

EVENT SCHEDULE

Day One: *Engage the Market*

END-OF-DAY with VisualTrader 9

- VisualTrader Basics – Understanding the Tool
- Setting Up VisualTrader 9 for End-of-Day Trading
- Specific Daily Trading Methodology Explained

Day Two: *Master the Market*

in **REAL TIME** with VisualTrader 9

- Reviewing the Real Time Tools – Leading Indicator, Basket, and Throttle
- Setting Up VisualTrader 9 for Real Time Trading
- The 3 Keys to Trading Success in Real Time

Day Three: **FULL-THROTTLE LIVE**

MARKET with VisualTrader 9

- Overnight Trades reviewed, including End-of-Day Basket opportunities
- Pre-market analysis prior to trading & setup
- Thorough discussion of Throttle and Basket trades in the live market as the action unfolds


*All sessions will be recorded for later viewing.

FULL-THROTTLE LIVE **3** **MARKET** with VisualTrader 9

Watch Ed Downs personally engage the market in Real Time with VisualTrader, Basket, and Throttle, with clear explanation of WHY each trade is taken.

See the LIVE application of Transforms, Strategies, and Patterns for decision-making in LIVE Market Conditions.

Gain insights from other Visual Traders attending the Webinar who have been using the Throttle in the LIVE market.



 **NirvanaSystems**

7000 N. MoPac, Suite 425
Austin, Texas 78731 USA
Toll Free 1. 800. 880. 0338

www.visualtrader.com

PRESORTED
FIRST CLASS MAIL
U.S. POSTAGE
PAID
AUSTIN, TX
PERMIT #1546

