

VisualTrader 11

***Get Ready to PROFIT
like Never Before!***

Introducing AutoSIM
Test Before you Trade

Plus

- Adjustable Position Window
- Speed Improvements
- Adjustable Font Size
- Configurable Toolbar
- Quick Indicators
- And more!

New Module:
Visual ETF Trader

**Capture HUGE GAINS with
this profitable new approach
to swing trading ETFs.**

'Test Before You Trade.' Then.. Engage the Market and Win!



Ed Downs
CEO and Founder,
Nirvana Systems, Inc.

If you are already using VisualTrader, you are going to LOVE VisualTrader 11.

We listened to our users! VisualTrader 11 incorporates your best ideas and suggestions. But perhaps the most important addition is "AutoSIM".

Increase Your Profits – with AutoSIM!

One of the greatest features of VisualTrader is the built-in simulator or "PlayBack". Using PlayBack, you can take the market back to some point in time and watch it move forward, bar by bar, while you trade with the software. It's a fabulous tool for learning how to trade!

In VisualTrader 11 you can now test the way you actually trade with the software. And, it's completely automated. Just configure the program with your favorite Strategies, Patterns, and Transform and push RUN.

AutoSIM will clearly show you which Strategies and Chart Patterns work well together, how to sort your list, which Stops work best, and even whether going Long and Short at the same time is more profitable in the long run.

The difference between AutoSIM and a typical Back Test is that AutoSIM actually uses all the features of VisualTrader, to trade a paper account. The ability to "Test before you trade" is an enormous improvement and is going to help all VT users trade with more confidence than ever before.

NEW Automatic Portfolio Analysis

The new Equity Curve tab in the portfolio can be used to instantly see the output of an AutoSIM run. It can ALSO be used to analyze ANY Portfolio you have been trading in real time. The ability to see Hit Rate, Profit per Trade, Max Draw Downs and so on in any Portfolio is a huge improvement that all users will benefit from.

ETF Trading Made Easy

Nothing beats the versatility, diversification, and cost-effectiveness of ETFs. Visual ETF Trader is a significant breakthrough product that dramatically enhances ETF trading by focusing on "constituents".

Using the NEW ETF database, ETF Trader can automatically create "ETF Groups" with the highest weight components, making it easy to see if the ETF has sufficient underlying strength to make a move!

You also get a NEW Strategy, specifically designed to trade ETFs. We tested it in AutoSIM -- the outstanding results are shown on page 13!

You Simply MUST Try VisualTrader 11!

In addition to the amazing AutoSIM capability, we've added a host of new features. On pages 6-7 we explain these additions, each of which was suggested by a user to make the program easier to use. They're fabulous!

If you have any prior version of VisualTrader, I know you'll want to get VisualTrader 11. I've been using AutoSIM and have already discovered certain Patterns and Strategies that work well together. The run shown on pages 4-5 is just one example. Our new TradeMaster Series will disclose many more.

We are offering our loyal VisualTrader customers a great upgrade price on VisualTrader 11. Bundled with Visual ETF Trader AND the TradeMaster education, the Special Package is an incredible deal. So, strap yourself in, and get ready to profit like never before – with VisualTrader 11!

Ed Downs



CEO, Nirvana Systems

Experience the Pure Profit Power of VisualTrader 11

VisualTrader 11 has important new features that make it easier than ever before to find and trade the best setups. Perhaps the most important feature, from a money-making perspective is a test feature called "Auto-SIM."

"Show Me the Money!"

The primary power of VisualTrader is its ability to identify profitable setups. This can be achieved in a number of ways – sorting on Strength, Signals, and or Chart Patterns.

With VisualTrader 11, users can now run AutoSim to get a simulated track record and equity curve generated! This in turn enables users to better understand which approaches have the highest potential to make money with the platform.

Additional New Features Enhance the Trading experience.

We listen to our users. Multiple features have been added to make using VisualTrader even easier, including Quick Indicators and configurable toolbar. We've outlined them on pages 6-7.

And Introducing... Visual ETF Trader

ETFs provide great vehicles for investing or day trading the market. In addition to being highly diversified and industry-specific, many ETFs also have great liquidity and directional stability. Visual ETF Trader gives you a powerful approach to trade these popular instruments.

See It! Click It! Trade It...

There simply is no software like VisualTrader, and VisualTrader 11 just raised the bar. This is the platform I personally use on a daily basis. Nothing beats VisualTrader for SEEING what the market is doing. You're going to love it. I guarantee it! - Ed

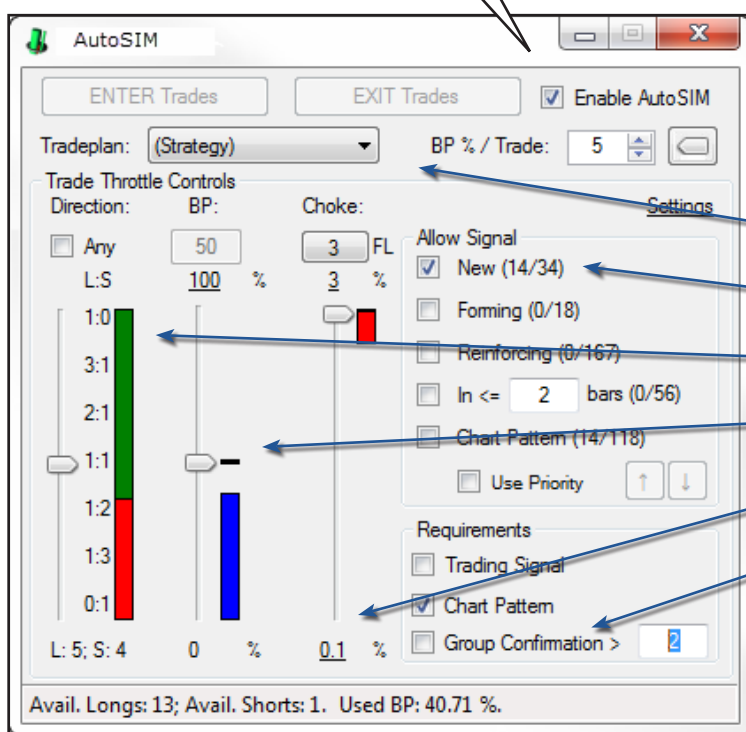


Introducing AutoSIM – Automatically test any trading approach with VisualTrader!

In this issue...

Introducing AutoSIM	4
Features YOU Asked For!	6
NEW: Visual ETF Trader	8
TradeMaster Education Series	10
Special Offers	11

Introducing AutoSIM:



Configure VisualTrader to Trade using Signals, Patterns, the Map, Confirmers and Trade Plans – all at the same time!

- Trade Plan
- Signal Priority
- Long:Short Ratio
- Buying Power
- Choke (Stop Loss)
- Confirmation

Once you have configured AutoSIM, just Activate it and either step forward bar by bar or push PLAY and watch VT simulate trading all by itself!

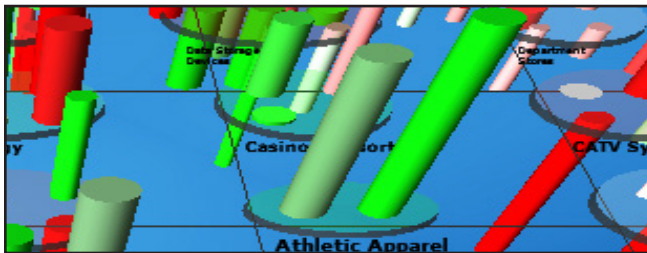
Lets You 'Test Before You Trade!'

How we Turned VisualTrader into a Super Trading Simulator

The AutoSIM interface is designed to allow users to configure VisualTrader to identify those trades that are optimal according to a given method, such as "Trade all New Signals that are Confirmed by Chart Patterns." Up to now, you could run simulations by hand by entering trades on each bar. Now, VT can do it by itself!

Just click the Enable AutoSIM box (upper right corner of the interface) and VT will evaluate all Signals, Patterns, List Confirmers, Allocations, and desired Long;Short ratio to determine which trades to enter. Specify any Trade Plan you like.

Now, as you advance VisualTrader in time using the Simulation tool, the proper trades will be taken and all stops automatically managed. This gives a HUGE boost to VisualTrader users because now you can test any approach that you want to try in the platform and have it automatically evaluated!



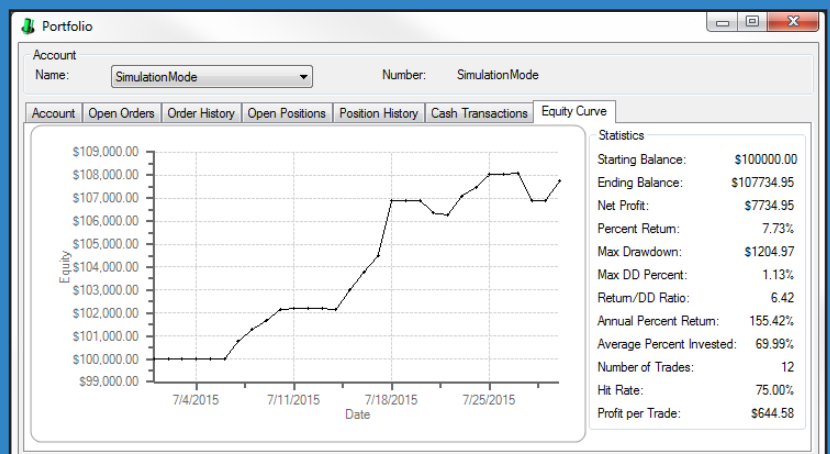
Here are just a few examples of the questions AutoSIM will help you answer:

1. Is the approach I plan to use profitable? Can I improve it?
2. Which Transform Sort works best with specific trading Signals?
3. Which Chart Patterns can effectively be used to generate profitable Signals?
4. Which Trade Plan is best for Swing Trading using Wave Trader Signals?
5. Should I override my Trade Plan with a standard Fixed Loss?
6. Should I trade using Both Mode in the List or Symbol Mode?
7. Will I make more money or have lower draw downs if I trade Long and Short at the same time?

Automated Trade Analysis

After an AutoSIM run, you can quickly see the results of all the trades by clicking the new Analysis tab in the Portfolio.

And, an even greater use of this amazing feature is that all VT users can now analyze their actual trade records, with pertinent statistics, to evaluate how they can improve their trading. The ability to instantly analyze all your trades and show you what worked and what didn't is a very powerful feature in VisualTrader 11!



Now, Get Equity Curves and Statistics from ANY Portfolio (Account).

VisualTrader 11: Great New Features

Speed Improvement

We have sped up VT's start up time.

Adjust Font Size

Now, the font for the VT List can be specified.

Adjust Window Size:

Make the Position Window as tall as you like!

Add New Pages for Positions or Groups:

Just Right-Click, Create Page and a new Page is automatically created for any group or your current positions.

Retain Symbols between Modes:

When you switch between Symbol, Group, and Both modes, the current highlighted symbol stays in focus.

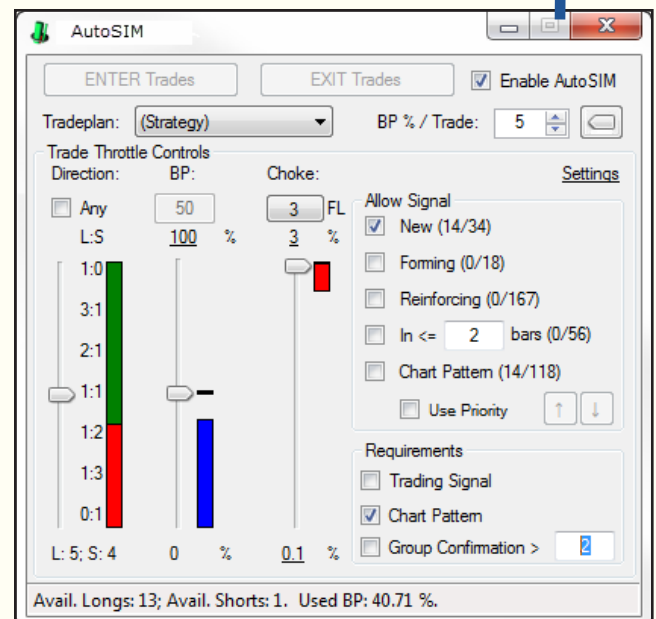


AutoSIM

VisualTrader 11 can automatically simulate trading the List and Map. Set Signal Priority, Long/Short Ratio, Allocation Limits, even Trailing and Fixed Profit Stops to augment those in your TradePlans.

With AutoSIM activated, every advance of the simulator causes trades to auto-execute according to your rules. Use the new Portfolio Analysis (shown on page 7) to review performance of the method.

The Positions shown above and the Equity Curve to the right are from the actual run of AutoSim.



Designed to Help You Win!



Trade Information:

Mouse over any open position in a chart to see gain/loss, etc as a percentage. Mouse over a Fixed Profit or Loss Chevron and see the percentage displayed.

Customizable Toolbar:

Now you can access drawing tools and other toolbars from the desktop.

Quick Indicators

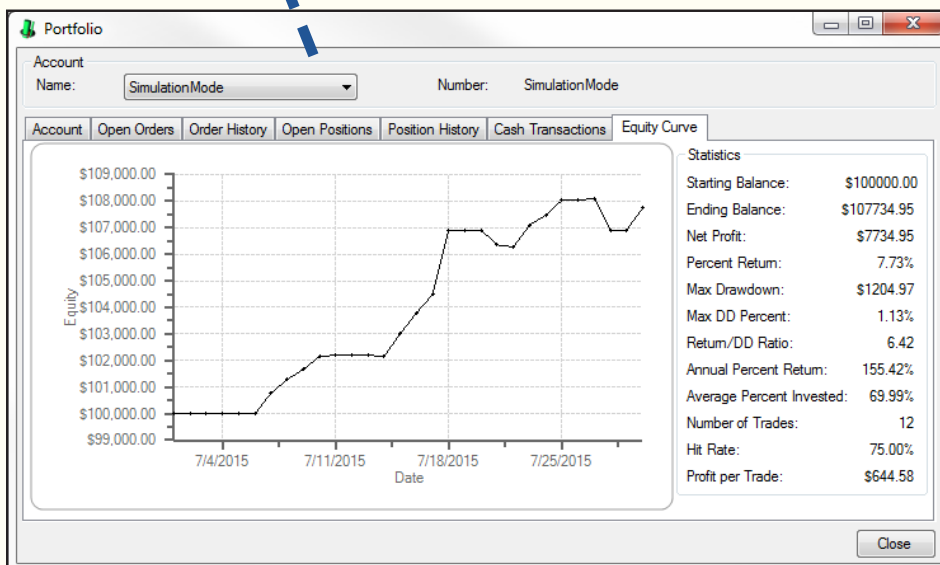
Type in the formula for any indicator and have it displayed.

Floating Charts:

Now launch from group or position window to create multiple floating charts.



The 'Add Quick Indicator' dialog box allows users to create custom indicators. It includes fields for 'Indicator Name' and 'Indicator Formula'. The formula field contains the text: `LNREG_SLOPE(C,30) + LNREG_SLOPE(C,12)`. There is also a section for 'Indicator Plotting' with radio buttons for 'Create New Pane' and 'Plot in Price Pane'. The 'Add' button is highlighted.

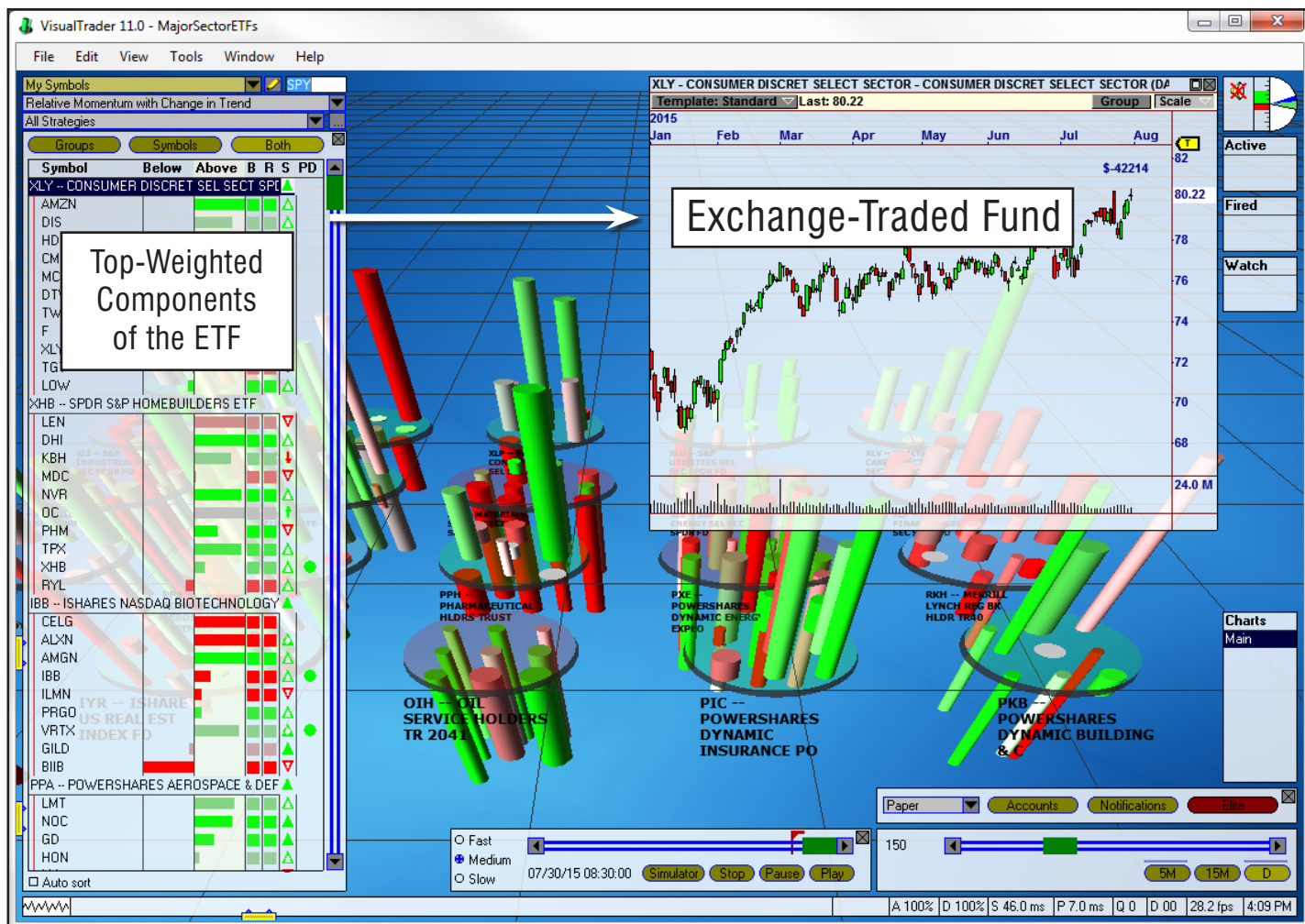


Portfolio Analysis

Now, the VisualTrader Portfolio can show an Equity Curve for ANY ACCOUNT that has trades. Use it to track your daily progress, or with the new AutoSIM feature. Basic Statistics, like Hit Rate, Profit per Trade, etc. are also included.



Introducing Visual *ETF* Trader



VisualTrader 11 can establish an ETF as the “group symbol” and automatically add the top constituents of the ETF using the “Build ETF Groups” feature described on the next page. Trading ETFs based on the constituents can be very profitable!

Applying the Power of Relative Momentum to ETFs

When we released Visual Trader 10.5, we introduced a profitable Trading Method called The Secret Sauce. This plug-in used the power of Relative Momentum to identify strength and weakness. VisualTrader owners have been using Relative Momentum and the Secret Sauce to produce outstanding results trading stocks.

As part of the Visual Trader 11 Package, we are bringing Relative Momentum to one of the hottest trading instruments available - ETFs. It is called **Visual ETF Trader**, and it is the most powerful way we’ve found to trade these popular instruments.

A Complete Trading Approach

Traders love to trade ETFs, as they offer smooth performance and increased diversification. With Visual ETF Trader, we include everything you need to profitably swing trade Exchange Traded Funds.

The Visual ETF Module includes a map of the most liquid and tradable ETFs that represent all of the major asset classes. These are the ETFs you want to trade!

To generate Signals, we designed a NEW Swing Trading Strategy built specifically to trade ETFs. The strategy is fully mechanical and generates high probability trades that last about one week.

A Profitable New Module for VisualTrader 11

Testing the ETF Approach

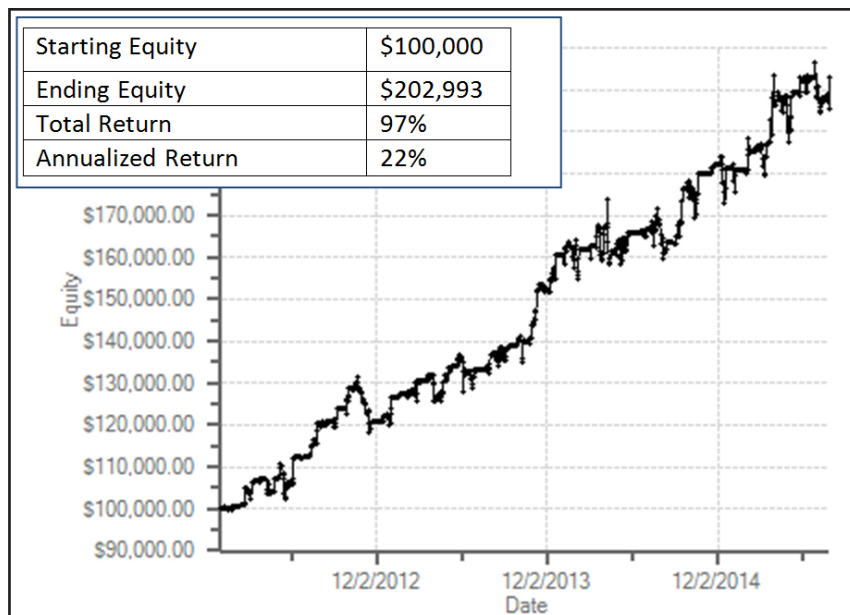
With VisualTrader's new AutoSIM feature, we were able to fully test this new ETF approach. The simulator allowed us to perform realistic tests that choose the best ETF opportunities based on Relative Momentum. The results speak for themselves...

Our test began in 2012. In the three and a half years since then, the approach almost doubled the account. Our net return was 97%, which works out to an annualized return of 22%.

By performing this extensive testing, we are confident that *this is THE APPROACH to take if you want to consistently profit with ETFs.*



**Visual ETF
Trader**



Equity Curve showing the performance of our new approach to trading Exchange Traded Funds. Notice the consistent returns with relatively low draw downs.

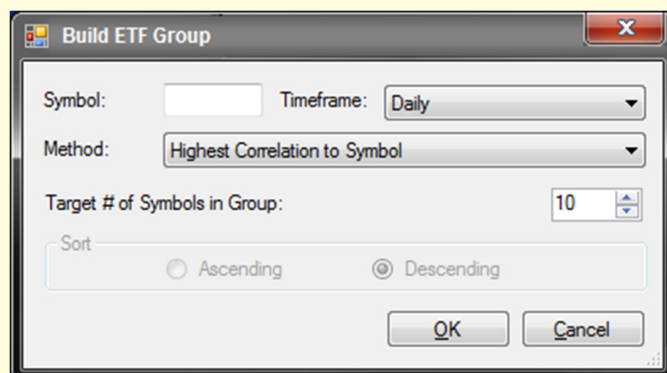
Automatically Build ETF Groups – with Constituents!

When trading, we frequently want information about the constituents that are held within an ETF. There is a whole method of ETF analysis based on bottom up information about ETF constituents. Now you can also use the tools in Visual ETF Trader to generate your own custom groups with an ETF's constituents.

This feature can be used to automatically build an ETF group based on selection criteria such as:

- Constituents that are most correlated to the ETF.
- Constituents with the highest weight in the ETF.
- Constituents with highest beta.
- Plus, many additional criteria.

In our comprehensive VisualTrader TradeMaster Series Education (sold separately), we'll show you how you can take this information on constituents and turn it into profits!



Generate your own custom ETF plates. Enter an ETF Symbol and specify how you want constituents displayed. Voila! Instant ETF Group.

TradeMaster Series Education for VisualTrader 11

There have been some major improvements to Visual Trader 11, and we want all of our customers to be successful with these new tools. That is why our new two part TradeMaster Series Education on AutoSIM and Visual ETF Trader is so important. We want to give you EVERYTHING you need to succeed!

The two sections complement each other as we show how the simulator can be used to explore the performance of our ETF approach. Both parts include prerecorded materials on the topics, as well as live sessions that give you the experience you need to engage the market.



Part One: The Path to Profitability with AutoSIM

The new AutoSim feature in VisualTrader gives you the ability to perform realistic tests on the way you trade with VT. In this seminar, we show you how to use this tool to produce and test profitable trading approaches.

The education consists of a Seminar on CD that introduces you to the AutoSIM feature, and includes three LIVE sessions, where we explore in depth the ways AutoSIM can help you refine your trading approach by showing you what works well in VisualTrader 11. Throughout the course we will focus on actionable ways we can use AutoSIM to maximize our performance.

AutoSIM Seminar Topics:

- The Power of the VT Simulator
- New Automation Settings
- Choosing Strategies and Patterns
- Which Sort Methods are Best
- Maximizing Performance with Report

PLUS THREE LIVE SESSIONS that show you how to enhance your trading performance with AutoSIM.

Part Two: The Complete Visual ETF Approach

The second half of our TradeMaster Series focuses on the new Visual ETF Trader Module. In this segment you will learn a full approach to trading ETFs with Visual Trader. The format will be an introduction Seminar on CD, followed by three live session where we explore ways to use Visual ETF Trader in the live market.

Throughout this segment, you will see how easy it is to put together a profitable ETF trading regime using Visual ETF Trader and VT11. If you have ever had an interest in trading ETFs, you do not want to miss this!

ETF Seminar Topics:

- Basics of ETFs
- Relative Momentum for ETFs
- New ETF Strategy
- Constituents and ETF Groups
- Confirmation Methods
- Top Down vs. Bottom Up Analysis

PLUS THREE MORE LIVE SESSIONS to show you how to profitably trade this approach in the live market.

Experience the Pure Profit Power of VisualTrader 11



“We have raised the bar with the latest version of VisualTrader – there isn’t any other platform like it. VisualTrader 11 has important new features that make it easier than ever before to find and trade the best setups. If you haven’t upgraded in awhile, I urge you to take a close look at VisualTrader 11. This upgrade package provides pure profit power and we want ALL our VisualTrader users to make money in this market!” – Ed Downs

VisualTrader 11 Upgrade Real Time.....**\$295** (Reg. \$395)
End-of-Day.....**\$195** (Reg. \$295)

Visual ETF Trader Module**\$249** (Reg. \$495)

Visual ETF Trader is the most effective method for trading ETFs we have ever created.
Now you can visually confirm ETF signals using consensus and trade the ETF with a single click.

NEW VT 11 Trade Master Series.....**\$299** (Reg. \$499)

In this education series, we will cover all the new features in VT 11 and the Visual ETF Trader Module. Whether you are a new user or a power user, this series will provide you with a wealth of information that can improve your trading.

VISUALTRADER 11 SPECIAL PACKAGE OFFER

Real Time Package
Just \$695

End-of-Day Package
Just \$595

Special Package includes:

VisualTrader 11, Visual ETF Trader Module and VT 11 Trade Master Series Education – *all for one low price.*

Upgrade to VisualTrader 11 Today!
Order Online: www.visualtrader.com/VTupgrade
Call: 1-800-880-0338

***30-Day Money Back Guarantee.** If for any reason, you do not feel that VisualTrader is going to help you win in the markets, just return the software within 30 days of purchase for a 100% refund of your purchase price less shipping and handling. Texas residents add 8.25% sales tax.

VisualTrader 11

***Get Ready to PROFIT
like Never Before!***

The background of the lower half of the image features a blue-toned financial theme. It includes a large green curved arrow pointing upwards and to the right, several vertical blue arrows of increasing height, and faint, semi-transparent line charts and candlestick patterns, suggesting a focus on investment and market performance.